


COVID Guide

How to use Ziptales in the COVID emergency



www.ziptales.com

Using Ziptales at home

In the current COVID emergency, Ziptales is well placed to help teachers manage a situation where few children are at school, and education needs to be conducted offsite.

You will notice a new button on the home page – as shown.

Please read this page carefully.

The screenshot displays the Ziptales website interface. At the top, the Ziptales logo is on the left, and 'SIGN UP / FREE TRIAL' and 'LOGIN' buttons are on the right. A navigation bar includes links for Home, About, Pricing, Public Libraries, Blog, FAQ, and Contact. The main banner features a photo of a teacher and student with the text 'Everything you want when reading matters most'. Below this, a red button labeled 'COVID-19 Off Site Schooling Plan' is highlighted with a red arrow. The 'Off Site Schooling' section contains an article titled 'The Problem' with a sub-image of two children reading. Below the article is a 'Setting remote study or reading work' section. At the bottom, a 'View our content' section lists three categories: 'PRESCHOOL Literacy', 'DEVELOPING Literacy (F-2)', and 'EXTENDING Literacy (3-6)', each in a red button. Another red arrow points from the 'COVID-19' button to the 'PRESCHOOL Literacy' button.

ZIPTALES
SIGN UP / FREE TRIAL LOGIN

Home About Pricing Public Libraries Blog FAQ Contact

Everything you want when reading matters most

COVID-19 Off Site Schooling Plan

Ziptales is an online literacy library filled with stories, lessons and fun activities!

View our content

PRESCHOOL Literacy
DEVELOPING Literacy (F-2)
EXTENDING Literacy (3-6)

Off Site Schooling

The Problem

With the current outbreak of the COVID-19 corona virus, many schools are getting in touch with us about how to continue meaningful learning for their students, especially if they are in voluntary or self imposed home isolation. Here at Ziptales we understand the immense burden and pressure this puts on our educators, and wish to offer our support in this difficult time.

Some major issues facing teachers in an off site schooling environment are:

1. Setting reading and lesson work for children, aligned with the class program.
2. Monitoring the children's activities and getting feedback on their progress.

Since Ziptales is a completely online reading platform, it offers a range of quality resources for teachers to use in an offsite education environment. The following are some suggested ways to make off site schooling workable through the use of Ziptales.

Setting remote study or reading work

Teachers already familiar with our content will have different ways of using the online stories and lessons they believe will encourage learning.

For those less familiar with the Ziptales package, the best place to start is to get an overview of all we have to offer with our **Full Guide**. This shows every single module of content on Ziptales, listed in ascending age order, from Pre/Kinder up to Year 6. All readability statistics are provided, as well as word lengths, themes and the like.

You may also be interested in our **Curriculum Alignment** module, which maps your chosen curriculum to our Ziptales content.

We also have a **Theme Units** module which assists teachers with integrating Ziptales stories and activities into classroom reading programs using a theme-based learning approach.

(1) Know what is available for teaching

Ziptales assumes that the first major issue for offsite use of the website is teachers knowing what to use or 'set' for work.

We strongly recommend they check out the online 'page turning PDF' catalogue of all content – as shown. It is to be found on the home page *and* inside the Teacher Dashboard.

This manual or information booklet shows what Ziptales content is available for all levels of the primary school.



The key to Ziptales: The Teacher Dashboard

The **Teacher Dashboard** page is an essential place to start. There you will find vital information on

(1) **Ziptales Reading Levels** (the reading scheme and reading test 'engine')

(2) story **Worksheets** (multiple exercise handouts for every story)

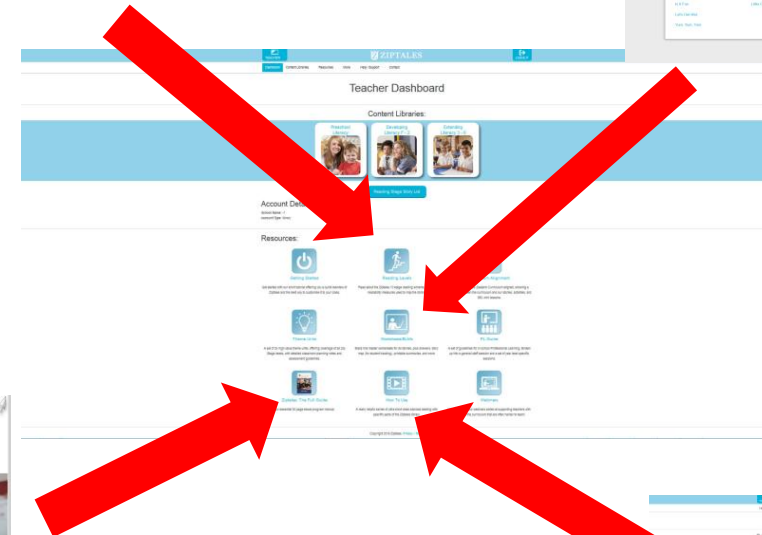
(3) a **Full Guide to Ziptales** (a 'page turning' PDF manual for everything on the site)

(4) and **Useful Videos** (a series of very short visual presentations on key content areas).


1

	RR levels	Lexile levels	Fleisch levels
Zip Stage 1	5 - 10		Kindergarten
Zip Stage 2	11 - 15		Kindergarten
Zip Stage 3	16 - 22		0.1 - 2.5
Zip Stage 4	23 - 27	100 - 200	2.0 - 3.5
Zip Stage 5	28+	200 - 400	2.5 - 4.0
Zip Stage 6		400 - 500	3.5 - 4.5
Zip Stage 7		500 - 700	4.0 - 5.5
Zip Stage 8		700 - 900	5.0 - 6.5
Zip Stage 9		900 - 1100	6.0 - 7.0
Zip Stage 10		1100+	7+

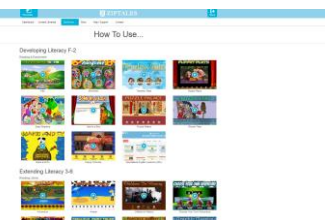
2



3



4



(2) How to monitor what children are doing

Ziptales assumes that the second issue for offsite use of the website is teachers keeping track of what children are doing. This is addressed explicitly in the new Off Site Schooling page.

The Off Site Schooling page shows four different ways teachers can track the work they have set.

- (1) Class tracking sheet (for teachers only)
- (2) Student tracking sheet
- (3) My Ziptales Record (simple tracking)
- (4) Story Map

All details and links are provided on the COVID-19 special page.

ZIPTALES

Home About Pricing Public Libraries Buy FAQ Contact

Sign Up / Free Trial Login

Off Site Schooling

The Problem

With the current outbreak of the COVID-19 corona virus, many schools are getting in touch with us about how to continue meaningful learning for their students, especially if they are in voluntary or self imposed home isolation. Here at Ziptales we understand the immense burden and pressure this puts on our educators, and wish to offer our support in this difficult time.

Some major issues facing teachers in an off site schooling environment are:

1. Setting reading and lesson work for children, aligned with the class program.
2. Monitoring the children's activities and getting feedback on their progress.

Since Ziptales is a completely online reading platform, it offers a range of quality resources for teachers to use in an offsite education environment. The following are some suggested ways to make off site schooling work through the use of Ziptales.

Setting remote study or reading work

STORY	GENRE	FILE THE	STAGE	DATE
Abby Alphabet	GENRE	STORY	STAGE	DATE
Adventure	Galaxy Chase	4	1.7	229
Good Dog		4	2.8	309
The Eye of the Idol		5	2.5	219
Paragon Phoenix		5	2.6	279
Dr. Wow		5	3.1	369
Dr. Wow in Atlantis		5	3.4	409
Pinchers Keepers		5	3.4	449
Low Dinosaur Text		6	5.5	599
The Pirates' Cave		6	6.7	599
Last in the Rainforest		6	6.1	609
Old Mary		6	6.9	779
The Pirates' Prize		8	5.9	449
Animal	Fatta Lucky	4	2.4	209
Who Will Save Puffy?		4	2.8	309

ZIPTALES LIBRARY

Category	Title	Brief description of the story or text	Words	STAGE	READ	FILL GAPS	MULTIPLE CHOICE
Comedy	The Exterminator	A cat gets rid of a mouse. But how to get rid of the cat?	929	4			
	Tails of Bears	A fantasy fable about a vain and greedy bear.	402	4			
	Loos Blues	What to do when you find yourself locked in the toilet?	403	4			
	Peabrian	A crazy peacock adopts a family. But it drives them mad.	518	4			
	Tortured by Fairies	A boy finds himself trapped at an all girl party.	598	5			
	Loose Undies	A girl finds her undies are slipping down - at school!	623	5			
	Hiccups	A boy has chronic hiccups. How to cure them?	993	5			
	Starkens						
	Snow White						
	The Caped Crusader						
	Godwell						
	Sitting on Sophie						
	Crying in the Dark						
	Time to Open Up						
	The Food Falls						
	Accused						
	Fancy Dress Friend						
	The Midnight Readers						
	The Affix						
	Battered Bully						
	Run Roger Run						
	Frisby Business						
	The Bread Thief						
	Crazy Codes						
	Arachnophobia						

My Ziptales Record

Student Name: _____

Story Title: _____

Story Link: _____

Date Started: _____

Date Finished: _____

What I thought of the story: _____

Test Results

Fill the Gaps: _____

Attempts: _____

Multiple Choice: _____

Attempts: _____

Worksheet: _____

Here is a sample of what a filled out record might look like:

My Ziptales Record

Student Name: Richard McRoberts

Story: Dr. Wow in Atlantis

Story Link: <https://www.ziptales.com/vi/mainlibrary/stories/adventures/drwowatlantis/story.php>

Date Started: 17/03/2020

Date Finished: 19/03/2020

What I thought of the story: It was fun! I like it when... I had some trouble with... etc:

Test Results

Fill the Gaps: 5/10

Attempts: 2

Multiple Choice: 4/5

Attempts: 1

Worksheet: Complete

Ziptales Genre Stories

Colour each block once you have read the story

Storytime	Storytime	Easy Readers	Easy Readers
		Short Vowels	Consonant Words
The Three Little Pigs Zip Stage 3 (378 words)	Wendy and the Fairy Zip Stage 3 (673 words)	Let's Get Wet	The Little Green Crab
The Billy Goats Gruff Zip Stage 3 (476 words)	Wendy and the Pirate Zip Stage 3 (630 words)	Bob The Frog	At The Playground
Goldilocks and the Three Bears Zip Stage 3 (366 words)	Wendy and the Dragon Zip Stage 3 (580 words)	I Wish	Play All Day
Little Red Riding Hood Zip Stage 3 (422 words)	Wendy and the Genie Zip Stage 3 (530 words)	Bad Cat	Have You Ever...

For F/K/Prep to Year 2 teachers

There are 12 categories of work that you can set for children in the early years.

The main 'story' modules are **Storytime**, **Timeless Tales**, **Puppet Plays** and **Junior Readers** (nearly 40 stories).

All details are provided in the 'Full Guide' teacher manual.

In addition, the **Easy Readers** are a full set of phonics based texts, each exploring a sound family (see next slide).

The screenshot displays the ZIPTALES website interface for 'Developing Literacy F-2'. The top navigation bar includes a 'TEACHER' tab, the ZIPTALES logo, a 'Welcome, Ziptales Master Admin!' message, and a 'LOGOUT' button. Below the navigation bar, the 'Content Libraries' section is active, showing a grid of 12 categories of work. The categories are arranged in a 3x4 grid:

- Reading & Enrichment (with a description: 'These resources are designed especially for Developing Literacy F-2 (Year 1 and Year 2). These are the early years, where children are being taught to read, and can deal with simple texts. The texts here vary from learning the ABC, through simple phonics based texts, and on to more complex whole stories. There are a more than 250+ texts in this section.')
 - ABC
 - Storytime
 - Timeless Tales
 - Puppet Plays
 - Easy Readers
 - Junior Readers
 - Joke in a Box
 - Puzzle Palace
 - Rhyme Time
 - Make and Do
 - Happy Schools
 - Specialised English Lessons (SEL)

Below the main grid, three larger preview images are shown:

- Storytime**: A colorful illustration of a forest scene with various animals and children.
- Timeless Tales**: A blue sky background with a castle and a large open book.
- Junior Readers**: A blue sky background with a large open book and various animals.

Easy Readers (phonics practice)

The **Easy Readers** are phonics based – written specifically to develop phonemic awareness in the early primary years.

Ziptales takes a much broader view of developing literacy, and is very comfortable with a ‘whole language’ approach, but also deliberately provides an explicit phonics instruction module (*Easy Readers*) for beginning readers.

All major sound families are carefully represented in a series of funny texts, complete with text highlighting and voiceovers. Worksheets are provided.



Worksheets

Worksheets are available for each story and can be accessed under each of the content icons.

These are follow up exercises (post reading) for use at the teacher's discretion.

If children and their parents have access to a printer, you simply choose the appropriate sheets and ask them to complete those sheets as follow up work.

If you choose, the completed sheets could be scanned by parents and returned to the teacher.

Developing Literacy F-2

Reading & Enrichment

These resources are designed especially for Developing Literacy F-2 (Year 1 and Year 2). These are the early years, where children are being taught to read, and can deal with simple texts.

The texts here vary from learning the ABC, through simple phonics based texts, and on to more complex whole stories. There are more than 250+ texts in this section.

Content Icons: ABC, Storytime, Timeless Tales, Puppet Plays, Easy Readers, Junior Readers, Joke in a Box, Puzzle Palace, Rhyme Time, Make and Do, Happy Schools, Specialised English Lessons (SEL).

Worksheets – Junior Readers

You will need Acrobat Reader to open and print out the scripts. If you do not have Acrobat Reader, click [here](#) to visit the Acrobat site and download it.

Imaginary Worlds	People Like Me	Stories From Long Ago	Fun Facts
The Lonely Giant - Worksheet 1	Tiny Ted Saves Tilly - Worksheet 1	How The Kangaroo Got Her Pouch - Worksheet 1	Fun Facts About Fun - Worksheet 1
The Lonely Giant - Worksheet 2	Tiny Ted Saves Tilly - Worksheet 2	How The Kangaroo Got Her Pouch - Worksheet 2	Fun Facts About Fun - Worksheet 2
Pinky The Elephant - Worksheet 1	The Gold Ring - Worksheet 1	The Thirsty Frog - Worksheet 1	Fun Facts About The Body - Worksheet 1
Pinky The Elephant - Worksheet 2	Nobody Loves Me - Worksheet 1	The Thirsty Frog - Worksheet 2	Fun Facts About The Body - Worksheet 2
The Silly Mouse - Worksheet 1	Nobody Loves Me - Worksheet 2	How The Kiwi Bird Lost Its Wings - Worksheet 1	Fun Facts About Food - Worksheet 1
The Silly Mouse - Worksheet 2	Before, I Was Bad - Worksheet 1	How The Kiwi Bird Lost Its Wings - Worksheet 2	Fun Facts About Food - Worksheet 2
The Magic Sulcase - Worksheet 1	Poor Little Rich Boy - Worksheet 1	Mau And The Giant Fish - Worksheet 1	Fun Facts About Animals - Worksheet 1
The Magic Sulcase - Worksheet 2	Poor Little Rich Boy - Worksheet 2	Mau And The Giant Fish - Worksheet 2	Fun Facts About Animals - Worksheet 2
Wheels of Speed - Worksheet 1		The Magic Paint Brush - Worksheet 1	
Wheels of Speed - Worksheet 2		The Magic Paint Brush - Worksheet 2	

The Lonely Giant
Missing Letters

In each of these words from the story letters have gone missing. Can you complete them?

1. (page 1) (Someone big)
2. (page 1) (Mates)
3. (page 2) (Young people)
4. (page 2) (A place to play)
5. (page 3) (Something sweet)

Missing words

What is the word in the story that means each of the following?

1. Something that needs to be solved. (page 1)
2. You buy things with this. (page 2)
3. A feeling of great pleasure. (page 4)
4. Lots of people all together. (page 5)
5. A feeling of joy. (page 5)

For Year 3 to Year 6 teachers

For students in middle and upper primary years, there is a complete **Reading Library** of over 200 stories classified according to genre: Adventure, Animal, Comedy, Fairy Tales, Fantasy, etc.

Each story comes with a voiceover, animations, comprehension quizzes and worksheets (which can be accessed under each content icon).

All details are provided in the 'Full Guide' teacher manual.

The screenshot displays the ZIPTALES website interface. At the top, a navigation bar includes a 'TEACHER' tab, the 'ZIPTALES' logo, and a 'Welcome, Ziptales Master Admin!' message with a 'LOGOUT' button. Below this, a secondary navigation bar lists 'Dashboard', 'Content Libraries', 'Staffroom', 'More', 'Help / Support', and 'Contact'. The main heading is 'Extending Literacy 3-6'. Underneath, the 'Reading Library' section is introduced with a text block explaining that resources are designed for Years 3 to 6, assuming competent readers and offering practice at different ability levels. It also states that the approach is to offer a wide range of genres to cater for various interests, with each story including voiceovers, animations, comprehension quizzes, and worksheets, totaling over 200 texts. A large red arrow points from this text to a grid of 16 genre icons. The genres listed are: Adventure, Animal, Children in History, Choose Your Own Adventure, Comedy, Fairy Tales, Fantasy, Graphic Classics, Interactive Readers, Mystery, Myths & Legends, People, Scary, True Tales, Yucky, and Advanced Library. Each icon features a small illustration and a magnifying glass icon. Below the grid, a preview of an 'Adventure Land' story is shown, featuring a cartoon character in a jungle setting with a river and a large tree. The preview includes a title bar, a play button, and a list of interactive elements at the bottom.

Worksheets (Years 3 to 6)

The stories come with a variety of worksheets including **Learning Support, Spelling and Vocabulary, Word Work** and **General Worksheets**.

These are post reading exercises for use at the teacher's discretion. All can be checked online in a few minutes.

Here the teacher can make a conscious choice about what sort of exercise to set – a general one, a spelling one, one focussed on words, a Learning Support one.

Which ones are suitable will vary with the individual child.

Worksheets – Adventure

You will need Acrobat Reader to open and print out the scripts. If you do not have Acrobat Reader, click [here](#) to visit the Acrobat site and download it.

General Worksheets

[Live Dinosaur Tour](#)
[Worksheet 1](#) – Have You Heard of Homographs?
[Worksheet 2](#) – Dinosaur Quiz – What Am I?
[Worksheet 3](#) – Dinosaur Research
[Worksheet 4](#) – My Life As a Dinosaur

Good Dog

[Worksheet 1](#) – Crazy Contractions
[Worksheet 2](#) – The Key to Mapping!

Lost in the Rainforest

[Worksheet 1](#) – Using Commas
[Worksheet 2](#) – Animal or Plant?
[Worksheet 3](#) – Writing a Recount

Dr Wow in Atlantis

[Worksheet 1](#) – Swapping Synonyms
[Worksheet 2](#) – Facts about Mammals

Galaxy Chase

[Worksheet 1](#) – Galaxy Spell Check
[Worksheet 2](#) – Story Sequencing
[Worksheet 3](#) – Character Profiles
[Worksheet 4](#) – Space Navigation

Learning Support Worksheets

[Good Dog](#)
[Dr Wow in Atlantis](#)
[Galaxy Chase](#)
[The Pirates' Cave](#)
[Finders Keepers](#)
[Dr Wow](#)
[Old Minty](#)
[The Pirate's Prize](#) *Not available*
[The Eye of the Idol](#) *Not available*
[The Forgotten Pharaoh](#) *Not available*
[Lost in the Rainforest](#) *Not available*
[Live Dinosaur Tour](#) *Not available*

Word Work Worksheets (NEW)

[Live Dinosaur Tour](#)
[Good Dog](#)
[Lost in the Rainforest](#)
[Dr Wow in Atlantis](#)
[Galaxy Chase](#)
[The Pirates' Cave](#)
[The Eye of the Idol](#)
[The Forgotten Pharaoh](#)

Spelling and Vocab Worksheets

[Live Dinosaur Tour](#)
[Good Dog](#)
[Lost in the Rainforest](#)
[Dr Wow in Atlantis](#)
[Galaxy Chase](#)
[The Pirates' Cave](#)
[The Eye of the Idol](#)
[The Forgotten Pharaoh](#)
[Old Minty](#)
[Finders Keepers](#)
[Dr Wow](#)
[The Pirates' Cave](#)

Answers


[Cloze and](#)
[General V](#)
[Learning S](#)

Worksheet 2

Dr Wow

The Thrill of Time Travel

But his best invention was the TADIS. Like Dr Who's TARDIS, it involved a box that travelled in time. "It stands for Time and Date in Sync," said Uncle Harry, wiping his glasses with excitement.



One of the most exciting ideas in Science Fiction has always been the concept of travelling in time.

The two best known examples of this are "The Time Machine", a short novel by HG Wells (published in 1895), which has since been made into two films – and "Dr Who", the world famous British television series which was first broadcast in November 1963 – and is still running 50 years later.

There are other stories too. Some say that the story of "Rip van Winkle" (by Washington Irving, 1819) is a "time slip" story, and that the celebrated novel "A Christmas Carol" (by Charles Dickens, 1843) is another, as is "A Connecticut Yankee in King Arthur's Court" (by Mark Twain, 1889) – though they are all strictly speaking fantasies as opposed to "science fiction" (there is no explanation scientifically in any one of them for how the characters get around in time).

(* "Rip van Winkle" appears in Ziptales, under Myths and Legends)

Your task:

- Find out as much as you can about one of these stories with research (in books and online).
- Write out a short summary of the story you have chosen (50-100 words), or in the case of Dr Who, of a typical episode.
- Find some pictures to illustrate the story.
- Present your summary and pictures to the class.

© Ziptales Extending Learning | Adventure



Example of a story

The stories all have **Fill the Gaps** (cloze) and **Multiple Choice** comprehension activities for students to complete after reading the story.

These provide instant feedback on how well the story was understood. A low score sees the child prompted to 'Try again'.

It is these scores that can be recorded using the various tracking sheets mentioned earlier.

Zip Stage

Story: Marion Thomas
Artwork: Kelvin Hucker


Dr Wow

Zip Stage 5

Billy's uncle Dr Harry was an inventor. He lived on the top floor in what Billy's Dad called the Crankshop. Harry was an odd one.

You may have read in the papers about the madman who crossed the bay in a Volkswagen with floats attached. All went well until the Water Police motored up and asked if he had a licence for his "boat". It was just as well. By the time they got back, the car was half under water. Dad was forced to pay the fine. Harry had to promise to stay on land. Dad dubbed it the "Waterbomb".

And then there was his portable folding armchair. You pressed a button, and it inflated under you. Problem was the weight of a person caused the chair to topple over. Mum ended up sprawled on the floor with the chair still wrapped around her. Dad dubbed this breakthrough "Dr Floppy's Folly".



1 2 3 4 5 6 7 8 9 10

Story: Marion Thomas
Artwork: Kelvin Hucker

Dr Wow

Zip Stage 5

"It's all sorted," said Billy.

"What?"

"I did the composition. And got an A."

"How?"

"Went back to last week. Did it. Handed it in."

"But how?"


"Dr Harry's 'sync your homework to the set date' machine."

"Wow!" said Dad.

You have reached the end of the story. Now, let's see how well you understood 'Dr Wow', by completing the quizzes to the right of screen...

FILL THE GAPS

MULTIPLE CHOICE



1 2 3 4 5 6 7 8 9 10

Story: Marion Thomas
Artwork: Kelvin Hucker

Dr Wow

Zip Stage 5

Billy's Uncle Harry was an actor. The TADIS was a machine. The first place Billy travelled to was Paris. Unfortunately the locals thought that he was a king and tried to catch him. Billy only just escaped in time, when he pressed the red button on the machine's remote control. When he got back home, he told Harry that the past was too sad. On his next trip in the TADIS, Billy went to Sydney in 2050. Billy was amazed to see that everyone wore a little badge on their hats. Unfortunately, he got into trouble again because he didn't have a passport with him. The only good that Billy got out of the TADIS was when he used it to improve his appearance.

[See My Score!](#)

Ziptales' reading levels scheme

A reminder that all Ziptales stories are levelled according to the unique **Ziptales Reading Levels** scheme.

Essentially, there are **10 Zip Stages**, mapped to the **Reading Recovery**, **Flesch** and **Lexile** reading difficulty systems.

For example, if a child is reading at Zip Stage 5, he/she is effectively in the Year 3-4 class level average. There is a special way of testing this – see following slide.

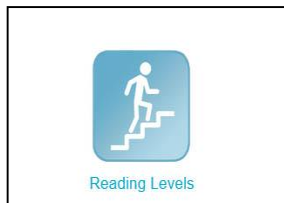
	RR levels	Lexile levels	Flesch levels
Zip Stage 1	5 - 10		Kindergarten
Zip Stage 2	11 - 15		Kindergarten
Zip Stage 3	16 - 22		0.1 - 2.5
Zip Stage 4	23 - 27	100 - 200	2.0 - 3.5
Zip Stage 5	28+	200 - 400	2.5 - 4.0
Zip Stage 6		400 - 500	3.5 - 4.5
Zip Stage 7		500 - 700	4.0 - 5.5
Zip Stage 8		700 - 950	5.0 - 6.5
Zip Stage 9		950 - 1100	6.0 - 7.0
Zip Stage 10		1100+	7+

Ziptales' Reading Level test

Students can access a specially designed **reading placement 'engine'** to pinpoint the Zip Stage suited to their reading ability.

Teachers need to guide students to the right story, if they have not already done this in class. The test, if you choose to do it, takes just a few minutes, and recommends an appropriate reading level – not too easy, not too hard.

All instructions for this test are provided in the 'Reading Levels' page on the Teacher Dashboard.



Ziptales' reading levels matrix

Once students have been assigned a **Zip Stage**, they can directly access level-appropriate titles using a list of stories sorted by reading difficulty (1).

For example, if a student is assigned **Zip Stage 5** – a list of stories suited to their reading ability appears for them to choose from (2).

Once the student chooses a text (3), under the teacher's guidance, the monitoring or tracking methods mentioned earlier come into play.

Ziptales Genre Stories			
Colour each block once you have read the story			
Storytime	Storytime	Easy Readers	Easy Readers
The Three Little Pigs <small>(Zip Stage 3 (375 words))</small>	Wendy and the Fairy <small>(Zip Stage 3 (375 words))</small>	Let's Get Wet!	The Little Green Crab
The Billy Goats Gruff <small>(Zip Stage 3 (375 words))</small>	Wendy and the Pirate <small>(Zip Stage 3 (375 words))</small>	Bob the Frog	At the Playground
Goldilocks and the Three Bears <small>(Zip Stage 3 (375 words))</small>	Wendy and the Dragon <small>(Zip Stage 3 (375 words))</small>	I Wish	Play All Day
Little Red Riding Hood <small>(Zip Stage 3 (375 words))</small>	Wendy and the Genie <small>(Zip Stage 3 (375 words))</small>	Bad Cat	Have You Ever...

The screenshot shows the Ziptales Student Dashboard. At the top, there's a green header with 'STUDENT' and 'ZIPTALES' logos, and a 'LOGOUT' button. Below the header, the 'Student Dashboard' section displays 'Content Libraries' with three icons: 'Preschool Literacy', 'Developing Literacy F-2', and 'Extending Literacy 3-6'. Below these are two buttons: 'Reading Level Test' and 'Zip Stage Stories List'. A red arrow points to the 'Zip Stage Stories List' button, which is labeled with a '1' in a box. Below this is another green header with 'STUDENT' and 'ZIPTALES' logos, and a 'LOGOUT' button. The main section is titled 'Zip Stage Story List'. On the left, there's a vertical list of buttons for 'Zip Stage 1' through 'Zip Stage 10'. A red arrow points to the 'Zip Stage 5' button, which is labeled with a '2' in a box. To the right of the list, there's a grid of story tiles. A red arrow points to the 'Loose Undies' story tile, which is labeled with a '3' in a box. The 'Loose Undies' tile is highlighted with a red border. The grid also includes tiles for 'Tortured by Fairies', 'Hiccups', 'Starkers', 'Time to Own Up', 'The Fool Falls', 'Accused', 'Spaghetti Face', and 'What's That Smell?'. At the bottom, there are more story tiles including 'Little Red Riding Hood', 'Wendy and the Genie', 'Bad Cat', and 'Have You Ever...'. A small text at the top of the story list says 'Click on an item on the left to select your Zip Stage, then click on the story tile that appears below.'

Specialised English Lessons (SEL)

A reminder too about Ziptales' **Specialised English Lessons**.

These lessons cover all outcomes of the English curriculum from Foundation/Prep – Year 6. Each lesson is animated with a voiceover. Each offers follow up work activities, which could be set for home completion.

Lessons appropriate for each year level can be located quickly and easily via the red **Filters** button.

Teachers can select lessons suitable for their students. The children can read the lesson, listen to the voiceover, and then do the exercises for each.

The screenshot displays the Ziptales Specialised English Lessons (SEL) website. At the top, there's a navigation bar with 'Home', 'About Us', 'Contact Us', and 'Help Support'. Below this, a section titled 'Extending Literacy 3-6' features a 'Reading Library' and 'Enrichment & Skills' with various icons. A large red arrow points to the 'Filters' button on the left sidebar. The main content area is titled 'ZIPTALES Specialised English Lessons (SEL)' and includes a 'FILTERS' button. The sidebar shows filters for 'YEAR LEVEL' (Foundation, Years 1/2, Years 3/4, Years 5/6) and 'THEME' (Asking Questions, Authors Use of Language, Comprehension Skills, Digital Texts, Editing Skills, Expressing Opinions, Grammar, Language Features, Multimodal Texts). The main grid displays lesson cards for 'Better Writing', 'Capturing Readers', 'Conversations (Part A)', 'Conversations (Part B)', 'Describing a Setting', 'Developing Reading Skills', 'Did You? Didn't You? (Questions)', 'Different Texts, Same Theme', 'Digital Texts', and 'Enjoying Texts'. A red arrow points to the 'Different Texts, Same Theme' lesson card.

Ziptales' Curriculum Alignment matrix

The **Curriculum Alignment** link features a scope and sequence chart for each primary year level mapping every content description (Australia), or indicator (NZ), in the English curriculum to a related Ziptales activity.

The curriculum document (word for word) is displayed on the left. The appropriate Ziptales activity to help teachers achieve it is displayed (with live links) on the right.

Teachers can quickly assign suitable elements of the Ziptales content bank to achieve specific curriculum outcomes.

The screenshot displays the Ziptales Curriculum Alignment interface. At the top, a navigation bar includes 'TEACHER', 'Dashboard', 'Content Libraries', 'Staffroom', 'More', 'Help / Support', and 'Contact'. The main heading is 'Curriculum Alignment'. Below this, a sub-header states: 'The Curriculum Alignment is a direct connection between the Australian and New Zealand English curricula and Ziptales stories, activities, and Specialised English'. A prompt asks users to 'Please select your desired curriculum and year level below'. Three curriculum options are shown: 'Australian Curriculum' (Foundation | Year 1 | Year 2 | Year 3 | Year 4 | Year 5 | Year 6), 'New South Wales Syllabus' (Early Stage 1 | Stage 1 | Stage 2 | Stage 3), and 'New Zealand Curriculum' (Level 1 | Level 2 | Level 3). A large red arrow points from the 'Australian Curriculum' section to a detailed view of 'Australian Curriculum - Year 5'. This view shows a table with two columns: 'Language' and 'Literacy'. The 'Language' column lists 'Language variation and change' and 'Language for interaction'. The 'Literacy' column lists 'Language for interaction'. The 'Language variation and change' section includes a 'Content Description' and a 'Related Ziptales Activity' (Specialised English Lessons Oral Language Module: Speaking and Listening). The 'Language for interaction' section includes a 'Content Description' and a 'Related Ziptales Activity' (Specialised English Lessons Oral Language Module: Speaking and Listening). A 'DOWNLOAD PRINTABLE PDF' button is visible in the top right corner of the detailed view.